

Disclaimer

This presentation and the information contained herein are being presented by HANZA Holding AB (publ) (the “Company”). By attending a meeting where this presentation is presented, or by reading this presentation, you agree to be bound by the following limitations and notifications. This presentation does not constitute an offer or invitation to purchase or subscribe for any securities and does not constitute any form of commitment or recommendation on the part of the Company. This presentation does not purport to be all-inclusive or to contain all the information that prospective investors may desire in analyzing and deciding whether or not to hold or transact in any of the Company’s securities. Furthermore, recipients of this presentation should not treat the contents of this presentation as advice relating to legal, taxation, financial or other matters and are advised to consult their own professional advisors concerning the acquisition, holding or disposal of any of the Company’s securities. Certain information contained in this presentation has been obtained from published sources prepared by other parties that the Company has deemed to be relevant.

Neither the Company nor any other person assumes any responsibility whatsoever and makes no representation or warranty, express or implied, for the contents of this presentation, including its accuracy, completeness or verification for any other statement made or purported to be made by any of them, or on their behalf. Nothing in this presentation is, or shall be relied upon as, a representation or promise made, whether as to the past, present or future. Accordingly, no responsibility is accepted by the Company, its subsidiaries or associates or any of their directors, officers, employees or agents, in respect thereof.

This presentation contains forward-looking statements that reflect the Company’s current views with respect to certain future events and potential financial performance. While the Company believes that the expectations reflected in such forward-looking statements are reasonable, no assurance can be given that such expectations will materialize. Accordingly, results could differ materially from those set out in the forward-looking statements as a result of various factors. To the extent that this presentation contains opinions, estimates, forecasts or other forward-looking statements, no guarantees or undertakings that these are correct or complete are given by the Company or any of its members, advisors, officers or employees or any other person. Forecasts and assumptions which are subject to economic and competitive uncertainty are outside such person’s control and no guarantee can be given that projected results will be achieved or that outcomes will correspond with forecasts.

Information in this presentation may be changed, added to or corrected without advance notification. The Company does not undertake any obligation to publicly update or revise any information contained herein. This presentation as well as any other information provided by or on behalf of the Company shall be governed by Swedish law. The courts of Sweden, with the District Court of Stockholm as the first instance, shall have exclusive jurisdiction to settle any conflict or dispute arising out of or in connection with this presentation or related matters.

Presentation in connection with the

Digital Annual General Meeting

of HANZA Holding (publ) on April 26th, 2021



Audiocast, released April 9, 2021
Erik Stenfors, CEO, HANZA Group
Lars Åkerblom, CFO, HANZA Group



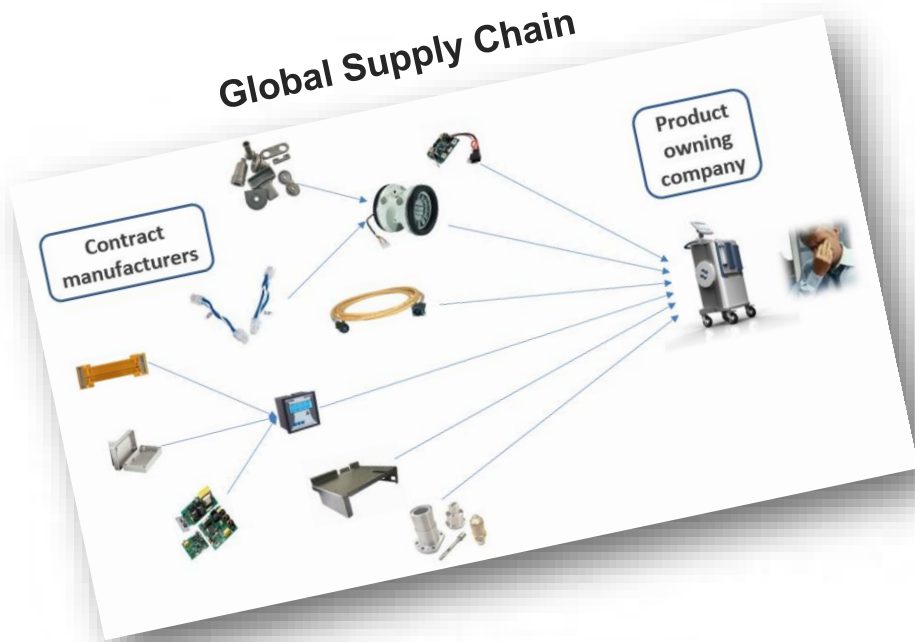
Agenda

1 Business Update

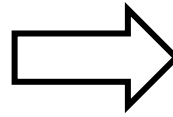
2 Facts, financials and commentary

3 Summary

HANZA in one minute



Manufacturing Clusters



and

Advisory Services



“Manufacturing Solutions for Increased Growth and Earnings”

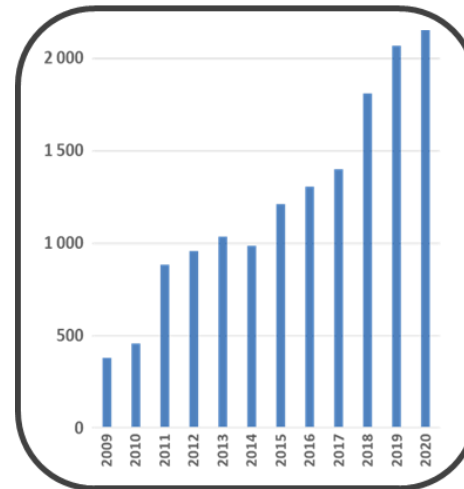


HANZA in one minute

6 Manufacturing clusters, ca. 1,700 p.



Annual Sales
2009-2020



Some customer examples



Year 2020 in brief

A challenging year...

- Pandemic, action program and partial recovery

...that, however, provided further proof-of-concept.

- Customer acknowledgments/awards, as HANZA's larger clusters maintained high delivery accuracy / quality in difficult conditions
- Main cluster (Sweden) ended the year with an operating margin above 9%, despite substantially reduced sales (-12%).
- Increased awareness of unreliable supply chains accelerates regionalization of product manufacturing



Awards received during covid-19



Environment and Reliability drive the trend towards regional supply chains



Roadmap 2021

Further strengthen Clusters



- **Through investments**
A new production plant in Estonia 12,000 sqm, open Q1/22.
Investment and expansion on other sites.

- **Through strategic acquisitions**
Careful selection of companies that add customer value
and meet our acquisition parameters

State of the art
factory in Estonia



Acquisition March 2021...

Suomen Levyprofiili Oy (“SLP”)

- Located in Joensuu, Eastern Finland
- Manufacturer of high-quality sheet metal structures to well-known customers. Specialists in manufacturing/assembly of machine hoods, covers and reservoir tanks
- Operations in 7,000 sqm, modern, well-adapted premises (built 2014).
- Customers from forestry, mining and the machinery industry
- MD Aku Lampola, 100 coworkers. Strong cultural fit.



Aku Lampola,
MD of SLP



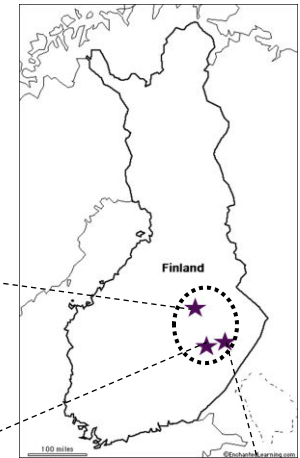
Joensuu
Municipality



...strengthened Cluster Finland

- **HANZA Iisalmi (approx. 3 500 sqm, 50 p.)**
Specialists in machining
- **HANZA Heinävesi (approx. 11 000 sqm, 50 p.)**
Embracing different mechanics manufacturing technologies as well as storage/logistics
- **HANZA Joensuu (approx. 7 000 sqm, 100 p)**
Specialists in sheet metal structures

Iisalmi – Hi-tech automated machining



Heinävesi – Multi-purpose unit



Joensuu – Hi-tech sheet metal mechanics



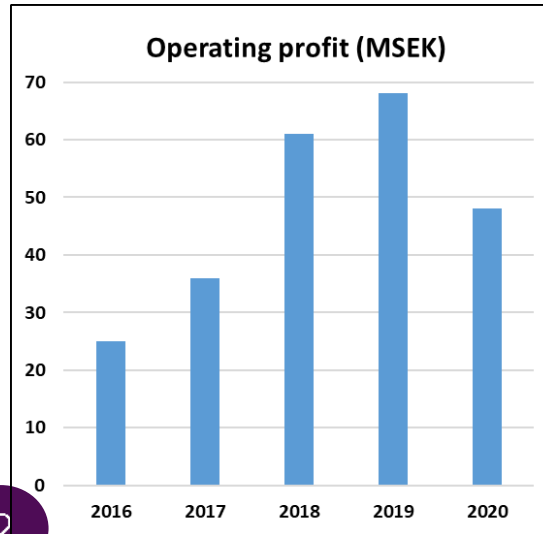
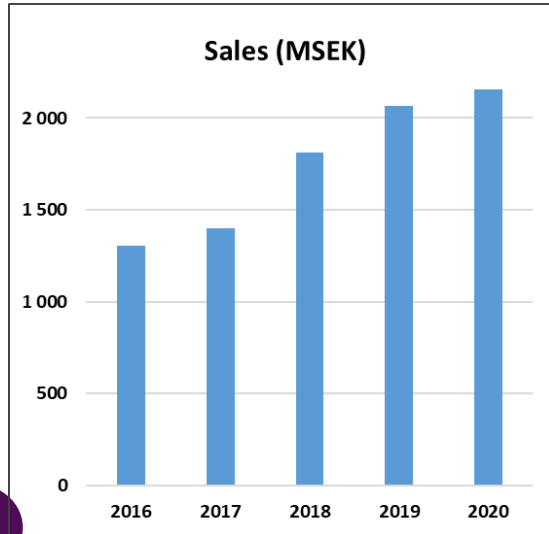
Agenda

1 Business Update

2 Facts, financials and commentary

3 Summary

Financials FY2020



Balance Sheet KPI (MSEK)	31 Dec 2021	31 Dec 2019
Equity	475	498
Equity/Asset ratio	34%	33%
Cash-flow operations (12 m.)	182	122
Cash	121	67
Operating net debt	271	350

- SALES.** 2,155 MSEK (2,068). A growth of 4% as a net of acquisition in 2019, negative exchange rate, new customers, significant decline of some customer volumes and discontinued volume during action program.
- OPERATING PROFIT.** EBITA: 48 MSEK (68). Pro forma, excluding OTC (“Resistor”): 73 MSEK
- BALANCE.** Strong cash-flow from operations, 182 MSEK (equals to 5.4 SEK/share). Debt lowered in year 2020 by 23%.

Acquisition of SLP

(1 EUR = SEK 10.10. Please note the EUR exchange rate varies)

- Date of acquisition: March 19, 2021
- Price for 100% of the shares in SLP: ca. 33 MSEK.
In addition, HANZA settled a shareholder loan of ca. 15 MSEK.
- Purchase price consists of cash part (up front + earn-out) and 1.8 M shares in HANZA (corresponding to a dilution of 5,5%). The shares are issued with lock-up until April 1, 2022. New number of shares in HANZA is 35,779,928
- SLP annual turnover is ca. 150 MSEK with an earning before depreciation (EBITDA) of ca. SEK 14 million (9.3%). Net debt amounts to ca. 22 MSEK. SLP is consolidated into HANZA financials as of March, 2021
- Integration costs estimated to ca. 6 MSEK and will mainly be charged to Q1/21. Contribution to HANZA's operating profit during 2021 is thus limited.
- After integration, the acquisition is expected to increase the margin on all units in Finland in accordance with the cluster model.



(MSEK)	SLP
Sales	150
EBITDA	14
SLP net debt	22
Shareholder loan	15
Share price	33
EV	70
Share price+ debt /	
EBITDA	3.4
EV / EBITDA	5

Board of Directors



Francesco Franzé
ex-EVP Husqvarna Group



Gerald Engström
Chairman/owner, Systemair Group



Sofia Axelsson
VP Husqvarna Group



Håkan Halén
ex-EVP/CFO Hexagon 2001-2013



Helene Richmond
Managing Director Enertech



AGM, item 9 The nomination committee proposes re-election of the BoD

Main Owners

Ownership structure as of 31.12.2020	Shares	%
Färna Invest AB	6,757,194	19.88
Clearstream Bankings S.A	3,231,814	9.51
Försäkringsaktiebolaget, AVANZA Pension	2,697,917	7.94
Nordnet Pensionsförsäkring AB	2,605,209	7.93
Francoesco Franzé	2,160,000	6.36
Håkan Halén	2,057,470	6.05
SHB Luxembourg of acct Sweden	1,751,654	5.15
Eugen Steiner	1,160,000	3.41
Protector Forsikring ASA	1,100,000	3.24
UBS Switzerland AG	547,975	1.61
10 largest shareholders	24,159,233	71.08
Other shareholders	9,820,695	28.92
Total shares	33,979,928	100.00

Source: Euroclear

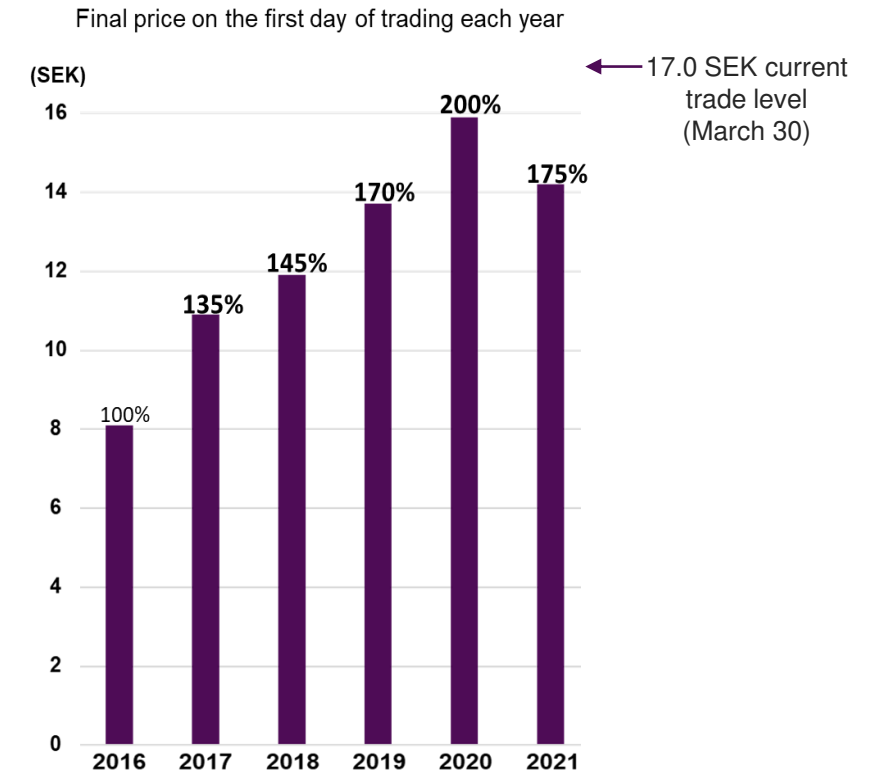
Gerald Engström

CEO Erik Stenfors
owns 450 K shares (1.3%)
Management
owns ca. 750 K shares (2.2%)

AGM item 14 BoD proposes to authorize the BoD until next AGM to resolve new shares, warrants and/or convertible instruments corresponding to approximately 9.8 percent of the current share capital

HANZA share development

- Share development had a drop during the pandemic
- Currently (March 30th) traded at 17.0 SEK
- Market cap (value of HANZA): approx. 580 MSEK
- Equity per share: 14 SEK



AGM, item 7 b) The BoD proposes a dividend of SEK 0.25 per share

Financial Goals

Follow-up on fiscal year 2020

-  Average sales growth of at least 10% per year over a business cycle
-  Average EBIT margin of at least 6% over a business cycle
-  Equity ratio of at least 30%
-  Provided that the business development allows a dividend, it shall correspond to 30% of the profit after tax

Agenda

1 Business Update

2 Facts, financials and commentary

3 Summary

Summary

